



Rio



Rio Live on specific surface hook for triple circuit rail adaptor...



Rio Live on triple circuit rail adaptor...

**Description :**

Surface mounted LED spotlight.

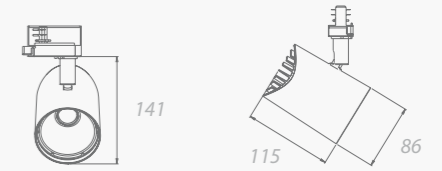
**Uses :**

Supermarkets, shops, etc....

**Product informations :**

No need for driver / Power supply : 230V / CRI > 80

**Dimensions :**



**Power supply 230V LED's wattage, luminous flux and performance :**

		Flux	Wattage	Performance	Lamp life
1000 Lm	2700°K	850 Lm	10 W	85 Lm/W	50 000 hours L70 B50
1000 Lm	3000°K	900 Lm	10 W	90 Lm/W	50 000 hours L70 B50
1000 Lm	3500°K	930 Lm	10 W	93 Lm/W	50 000 hours L70 B50
1000 Lm	4000°K	950 Lm	10 W	95 Lm/W	50 000 hours L70 B50
1000 Lm	5000°K	1000 Lm	10 W	100 Lm/W	50 000 hours L70 B50
<hr/>					
2000 Lm	2700°K	1700 Lm	20 W	85 Lm/W	50 000 hours L70 B50
2000 Lm	3000°K	1800 Lm	20 W	90 Lm/W	50 000 hours L70 B50
2000 Lm	3500°K	1860 Lm	20 W	93 Lm/W	50 000 hours L70 B50
2000 Lm	4000°K	1900 Lm	20 W	95 Lm/W	50 000 hours L70 B50
2000 Lm	5000°K	2000 Lm	20 W	100 Lm/W	50 000 hours L70 B50

**Mountings :**


Specific surface hook for triple circuit rail adaptor, triple circuit rail adaptor

**Finishes :**


White (9016G) / Grey (9006G) / Black (9005G) / RAL colour chart

**Light distribution curves :**


Reflector RG20 :



Reflector RG12 :

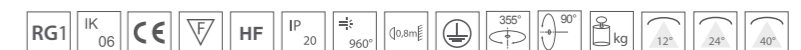


Reflector RG7 :



(Ta < 35°C)

Not contractual document







*Spotlights Rio Live mounted on triple circuit rail adaptor.*